





A TEACHER'S GUIDE TO
INCLUDING
LEVEL 2
VOCABULARY

WORDS MATTER

A rectangular piece of grey, textured paper with a torn edge is positioned at the top of the text box, partially overlapping the text.


Although it is important to teach basic school vocabulary such as desk, books, recess, lunch, white board, crayon, scissors, etc., it is also very important to include advanced literary vocabulary.



Wondering how to identify level 2 words? If they can be used in various contexts and defined using basic words, they are considered level 2.

**LEVEL 2 WORDS
ARE VERSATILE**

PLAN YOUR DAY

A piece of grey, torn-edge paper is positioned diagonally across the top right of the white text box, partially overlapping the text.


level 2 words can be used
ALL DAY LONG. Here are
some examples:

sharing, appreciate, caring,
collaborate, behaviour,
attention, create, respect,
routine, gather, forgive,
expect, associate,
determine, provide, etc.

USE THE WORDS THROUGHOUT THE DAY/WEEK

Parlé
podcast

Children need to hear a
word 12 X to master it.
Children with a language
disorder need to be
exposed to the word 36
times before they master it.

A rectangular piece of white paper with a torn, deckled edge is positioned at the top center of the main text box, appearing to be pinned or taped to the top edge.

Level 2 words are often similar across languages. They are called "cognate" words; examples for French and English:

- appreciation/appréciation
- creation/création
- participation/participation

COGNATE WORDS

SPIRAL


Parlé
podcast



Have different people
use the same words in
various contexts. Spiral
words during the day.



SEND THE WORDS HOME

A piece of torn, light grey paper is positioned at the top edge of the white box, appearing to be taped or stuck to the top of the box.

Parents are a very
important team member.
Share words with parents
so that they can use them
at home too.

WRITE THEM DOWN



Children learn words with
more ease when they see
their written form.

MAKE IT FUN!



Learning words should be fun. Children should be curious about new words and want to learn their meaning.